


Iron Core Linear Motor

- Iron Core Technology
- Ultra-low Cogging Force
- High Thrust
- High Rigidity



Linear Motion

Horizontal Plane Z

Angular

Rotary

Vertical & Rotary

• Mover Model Number Designation System

WKM	200	A
Series	Mover Width	Mover Length
WKM	221mm	1 : 364mm 1 : 700mm

• Stator Model Number Designation System

DKM	200	-	L168
Series	Stator Width		Stator Length
DKM	200: 250mm		L168: 168mm L252: 252mm L420: 420mm

Stator Model	Length LC	Width	Height	A	Z	Pole Pitch	Weight
Unit	mm	mm	mm	PCS	PCS	mm	Kg/m
WKM200-168	168	250	13.8	1	4	42	23.9
WKM200-252	252	250	13.8	2	6	42	23.9
WKM200-420	420	250	13.8	4	10	42	23.9

* The movers of the WKM200 series can be freely paired with WKM200-L168, WKM200-L252, or WKM200-420.

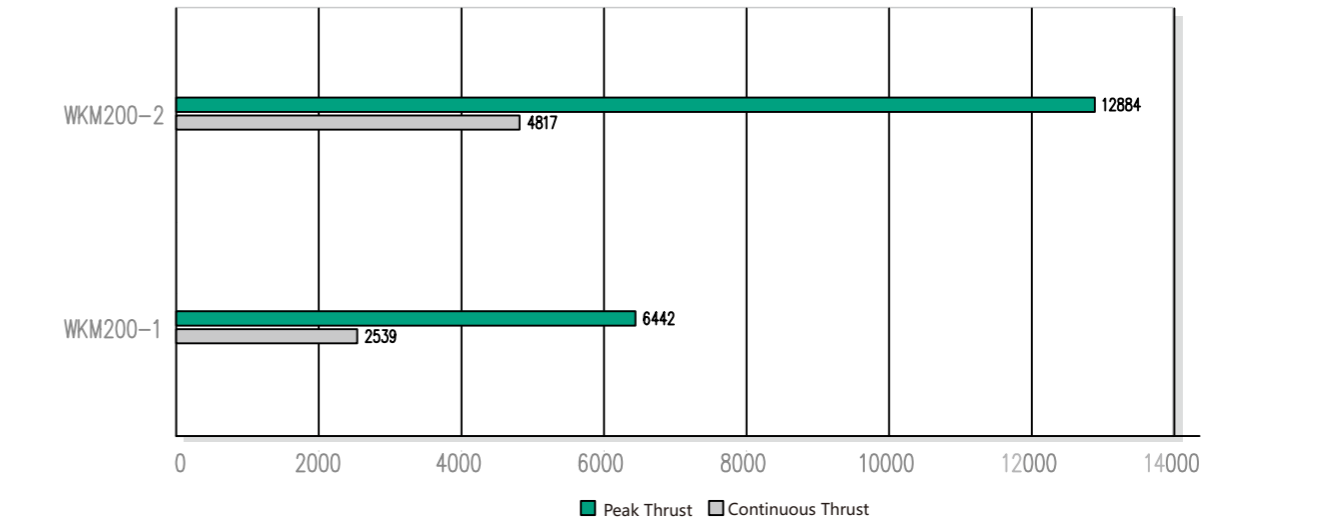
• Stator Size





* For special length requirements, please consult our sales team.

Thrust Graph



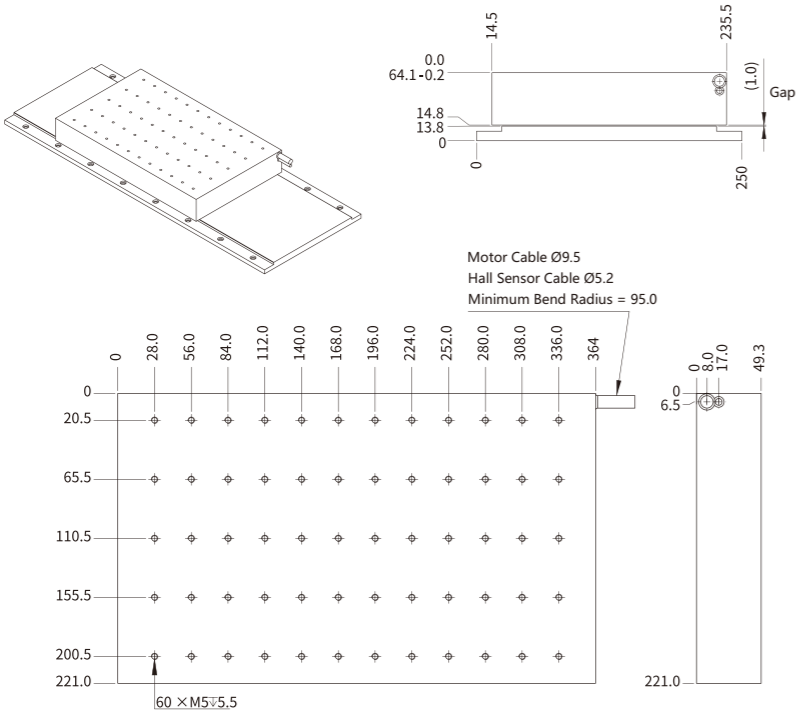
Specification Parameters

	Symbol	Unit	WKM200-1	WKM200-2
Continuous Thrust	F_c	N	2539	4817
Continuous Current	I_c	A _{rms}	8.4	16
Peak Thrust [1s]	F_p	N	6442	12884
Limiting Current [1s]	I_u	A _{rms}	28.8	57.6
Thrust Constant	K_f	N/A _{rms}	306	306
Attractive Force Between Mover & Stator	F_a	N	10.7	21.4
Max. Coil Temperature	T_{max}	°C	100	100
Electrical Time Constant	K_e	ms	25.8	25.8
Resistance [Phase-to-Phase, 25°C]	R_{25}	Ω	4	2
Inductance [Phase-to-Phase, 25°C]	L	mH	103	51.5
Pole Pitch	2τ	mm	42	42
Back EMF Constant	K_v	V _{rms} /[m/s]	249.8	249.8
Continuous Thermal Power (Natural Cooling) @ 100°C	P_{CN}	W	545.6	989.8
Motor Constant [25°C]	K_m	N/√W	124.9	176.7
Thermal Dissipation Constant (Natural Cooling)	R_{TH}	W/°C	7.3	13.2
Thermal Sensor Switch	-	-	PT100	PT100
Max. Operating Voltage	-	V _{DC}	600	600
Mover Mass	M_f	kg	26.5	51.6
Stator Unit Mass	M_s	kg/m	23.9	23.9

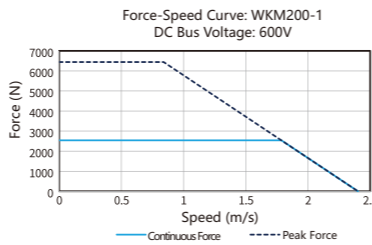
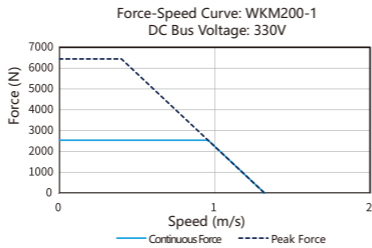
Note: All data in this table is measured at an ambient temperature of 25°C and represents values obtained without forced cooling. Except for dimensional specifications, all other specifications have a tolerance of ±10%. Our company reserves the right to make changes, and relevant parameters are subject to change without prior notice.

WKM200-1 Series: Dimensions

Made-to-Order Please contact our sales team for lead time.
* The lead time is subject to change during special periods. Please consult our sales team.

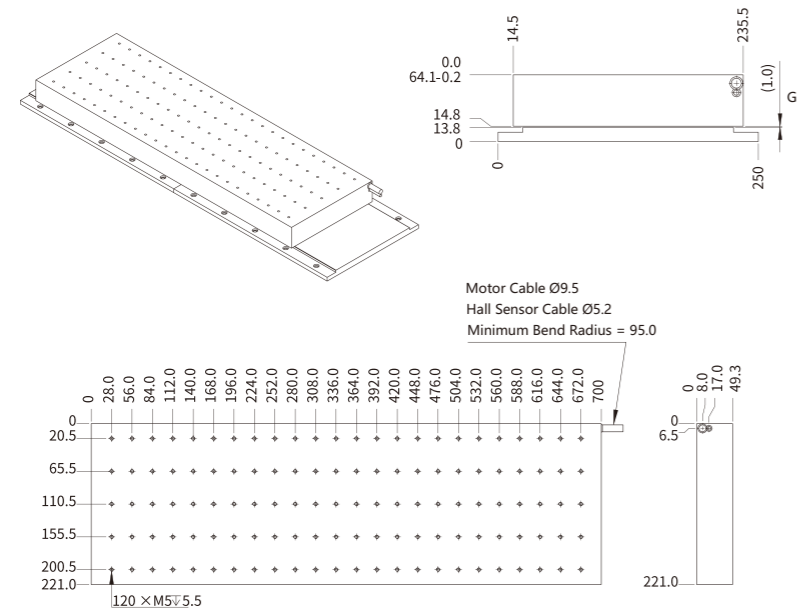


Force-Speed Curve

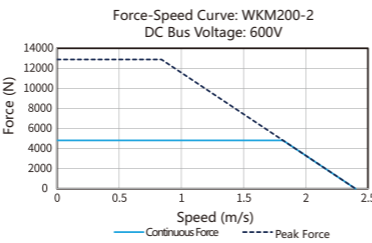
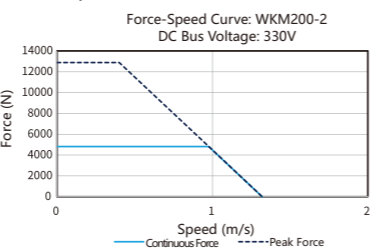


WKM200-2 Series: Dimensions

Made-to-Order Please contact our sales team for lead time.
* The lead time is subject to change during special periods. Please consult our sales team.



Force-Speed Curve



MEMO